

BTJR **BTJR**[®]

building the future



PC-LINK

COIL

W E B



Network



Plant



Room



Area



Machine



Position

PC-LINK WEB ® - COIL

THE FUTURE IN PRODUCTION MANAGEMENT



PC-LINK WEB® - COIL

EVERYTHING UNDER CONTROL

PC-LINK WEB® - COIL

ALLOWS TO MONITOR, COLLECT DATA AND CONTROL THE WHOLE PRODUCTION OF THE COIL WINDING MACHINES PARK, WHICH CAN BE NOT NECESSARILY HOMOGENEOUS.

PC-LINK WEB® - COIL

IT IS AN UNIQUE INDUSTRY 4.0 REMOTE PROGRAMMING MONITORING & EVALUATION TOOL. THIS SMARTWIRE FEEDING SOFTWARE HAS BEEN CREATED TO EASE THE PROGRAMMING OF BTSR PRODUCTS BY MEANS OF A VERY INTUITIVE INTERFACE, THUS ALLOWING ON SITE MONITORING, QUALITY CHECK, PRODUCTION MONITORING AND FORECAST ANALYSIS.





PC-LINK WEB® - COIL

ALL TRACED DATA CAN BE STORED EITHER ON A LOCAL (STAND-ALONE PC, THROUGH ACCESS DATABASE) OR ON YOUR COMPANY DISTRIBUTED (SQL SERVER – SAP ETC) DATABASE. IT IS ALSO FULLY COMPATIBLE WITH IOS AND ANDROID DEVICES AS IT BASED ON WEB TECHNOLOGY.



PC-LINK WEB® - COIL

EASY TO INSTALL. EASIER TO USE.

- 1 DOWNLOAD PC-LINK WEB® - COIL SOFTWARE PACKAGE 
- 2 FOLLOW PC-LINK WEB® - COIL INSTALLATION GUIDE 
- 3 RUN PC-LINK WEB® - COIL SOFTWARE 
- 4 START PC-LINK WEB® - COIL 





- ▼ FACTORY
 - ▼ ITALY
 - ▼ RELAY
 - LINE1
 - LINE2
 - ▶ IGNITION
 - ▶ GERMANY
 - ▶ USA

FROM **MACRO**

TO **MICRO**

PC-LINK WEB [®] - COIL

MACRO: FACTORY DATA

As MACRO FEATURES, PC-LINK WEB [®] - COIL displays:

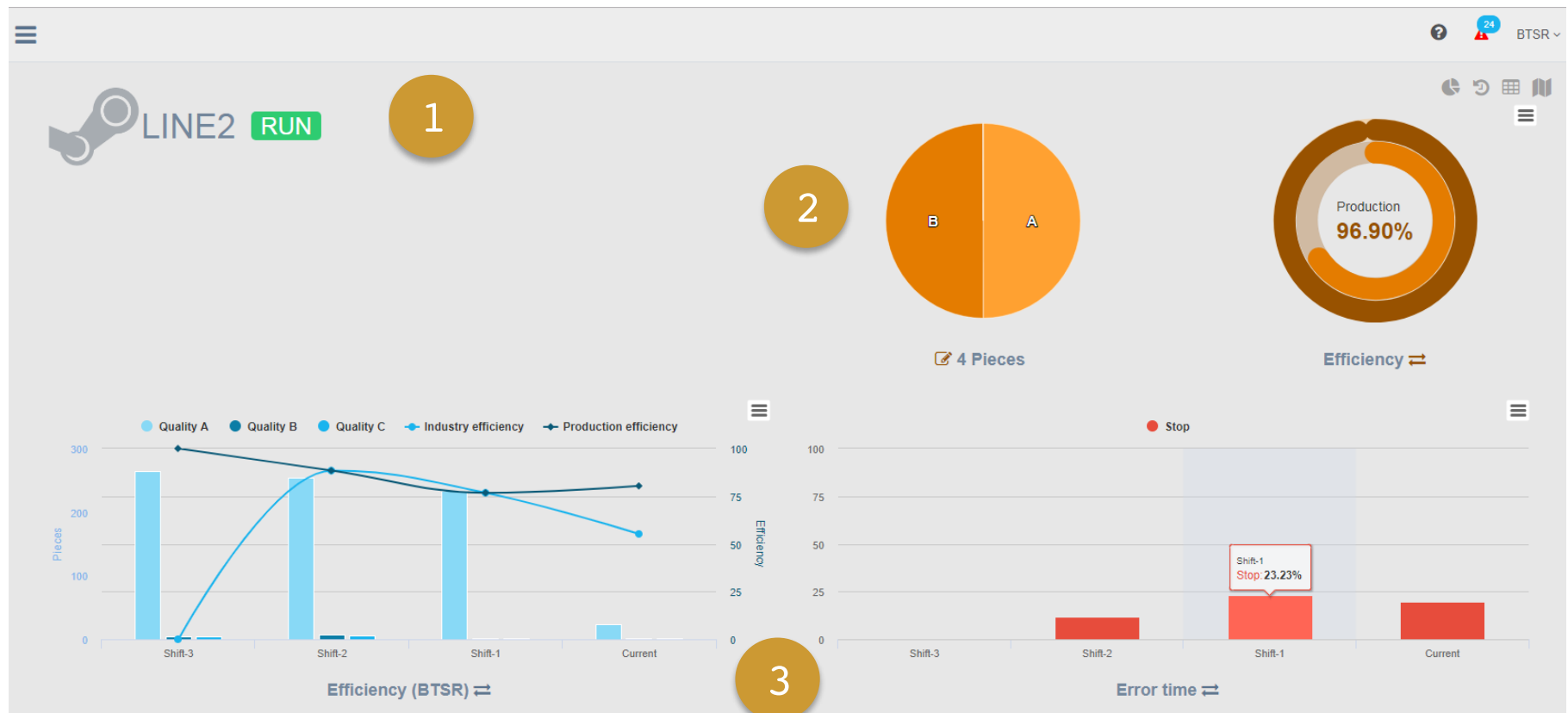
1. MACRO OVERVIEW, PC-LINK WEB [®] - COIL shows the layout of your company with an intuitive menu.
2. EASY NAVIGATION, through each production area to every single machine.
3. INTUITIVE GRAPHS, PC-LINK WEB [®] - COIL shows both the Efficiency / Inefficiency and Type of pieces produced of your factory as of every single production room.
4. REAL TIME MONITORING, a Quick Menu helps having an instant of the Production Efficiency and Factory Efficiency as well.
5. GO INTO DETAILS, at every time an Advance Menu is available to better manage your production (creating, editing and managing both BTSR products groups and style on each coil winding machine, Working shifts, General settings, Users privileges...).



PC-LINK WEB [®] - COIL

MICRO: MACHINE DATA

As MICRO OVERVIEW, PC-LINK WEB [®] - COIL allowsto go deeper to each machine (1) having a complete analysis both of the stopping state and running state of the machine itself. PC-LINK WEB COIL, displaysboth the Efficiency /Inefficiency and the Type of Piecesproduced by the machine with the same graphics shown on the top level of your factory. An history of the machine’s performance through the working shifts (3) is also available with a trend and bar charts.



PC-LINK WEB [®] - COIL

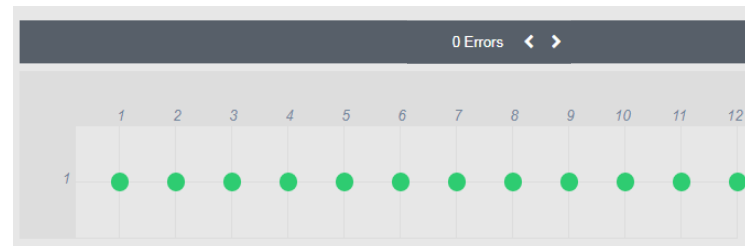
MICRO: MACHINE DATA

As MICRO OVERVIEW, PC-LINK WEB [®] - COIL allows also to have a complete overview of each position analyzing every single BTSR device installed on the machine. The resulting table (4) focuses on functional parameters such to calculate the real length of wire absorbed by the machine (BTSR LWA [®]) with its correlated weight thus to have the possibility to monetize the wire you're utilizing comparing it to the one you're wasting. PC-LINK WEB COIL, comes as standard with another simple graph (5) of the coil machine with all the BTSR products installed in order to better interact with the machine.

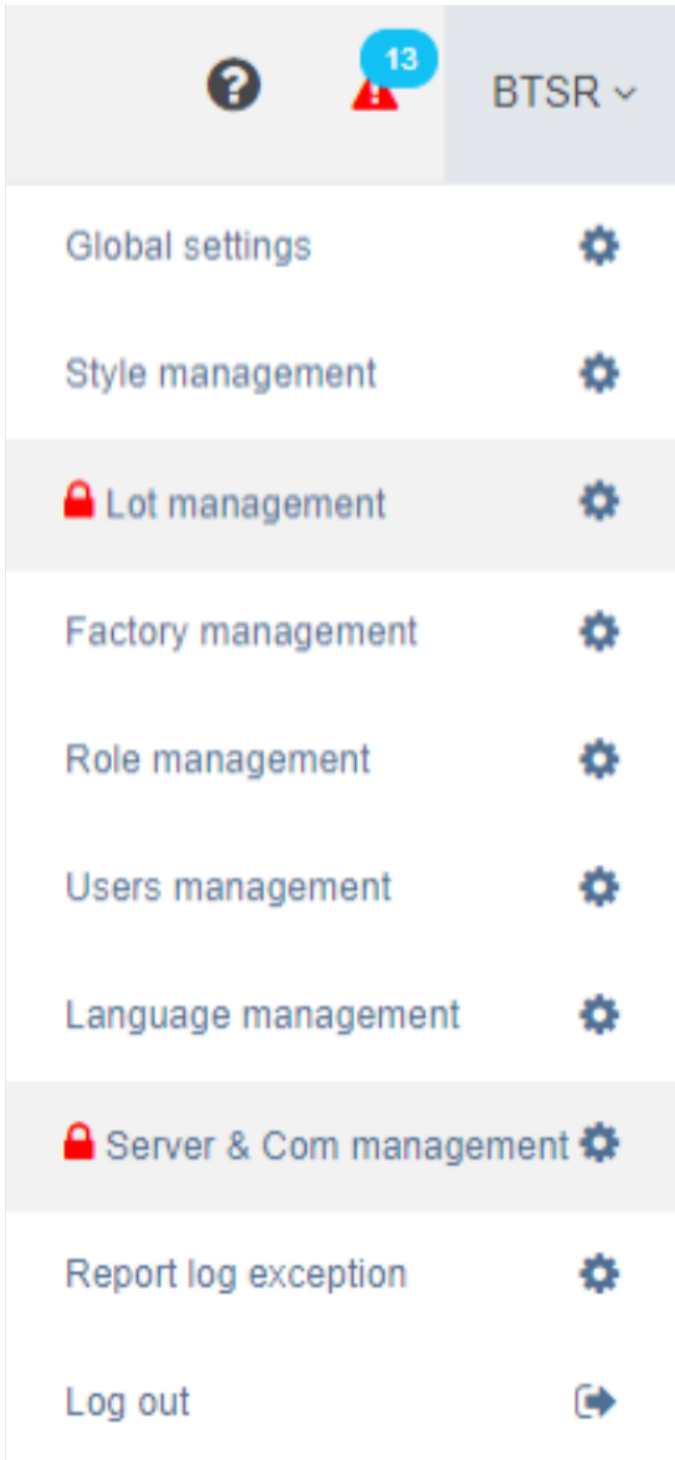
4

Side	Matrix	Row	Column	Type	Errors	MeterLFCycle	MeterLFTotal
Side	1	1	1		0	606,10270	17355101,10000
			2		0	676,02310	18600748,23940
			3		0	676,02310	17355101,10000
			4		0	676,02310	17355101,10000
			5		0	676,02310	18600748,23940
			6		0	606,10270	17355101,10000
			7		0	606,10270	18600748,23940
			8		0	606,10270	18600748,23940
			9		0	606,10270	18600748,23940
			10		0	676,02310	18600748,23940

Production efficiency 96,9%
Factory efficiency 65,65%



5



ADVANCED MENU

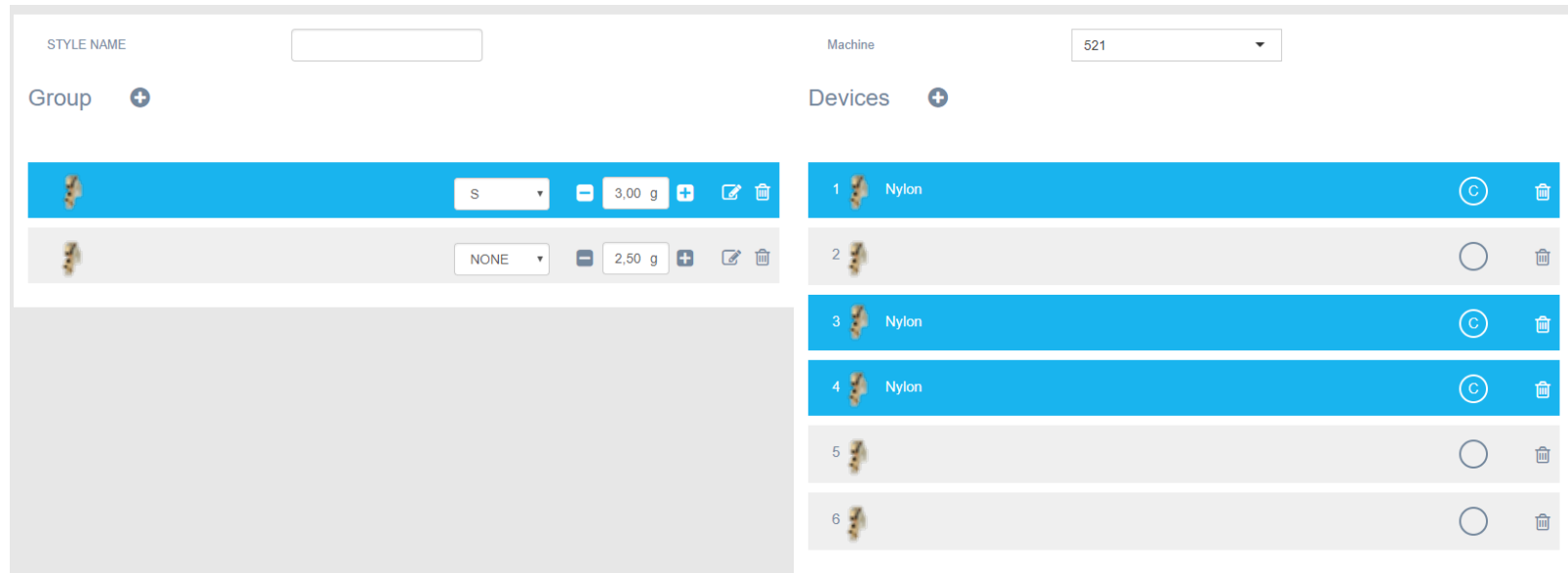
HELPING GUIDE

PC-LINK WEB ® - COIL

ADVANCED FEATURES

Through the ADVANCED MENU, PC-LINK WEB ® - COIL allows different type of operations according to the user role. From Global Settings (colors, interface, languages ...) to Users roles Management Settings (add users, define roles ...). From Style Management (create and configure working styles for each machines) to Factory Management Settings (organize your daily/weekly/monthly/yearly factory working shifts setting up each machines). There are many features to be configured in order to start monitoring, collecting and controlling your production quality.

Style Management









Create a style group adding BTSR devices and setting working parameters

PC-LINK WEB [®] - COIL

ADVANCED FEATURES

Factory
Management

	Monday	Tuesday	Wednesday	Thursday	Friday	Saturday
6am						
7am						
8am						
9am						
10am						
11am						
12pm						
1pm	1:00 - 9:00 POMERIGGIO	1:00 - 9:00 POMERIGGIO	1:00 - 9:00 POMERIGGIO	1:00 - 9:00 POMERIGGIO	1:00 - 9:00 POMERIGGIO	1:00 - 9:00 POMERIGGIO
2pm						
3pm						
4pm						
5pm						
6pm						
7pm						
8pm						

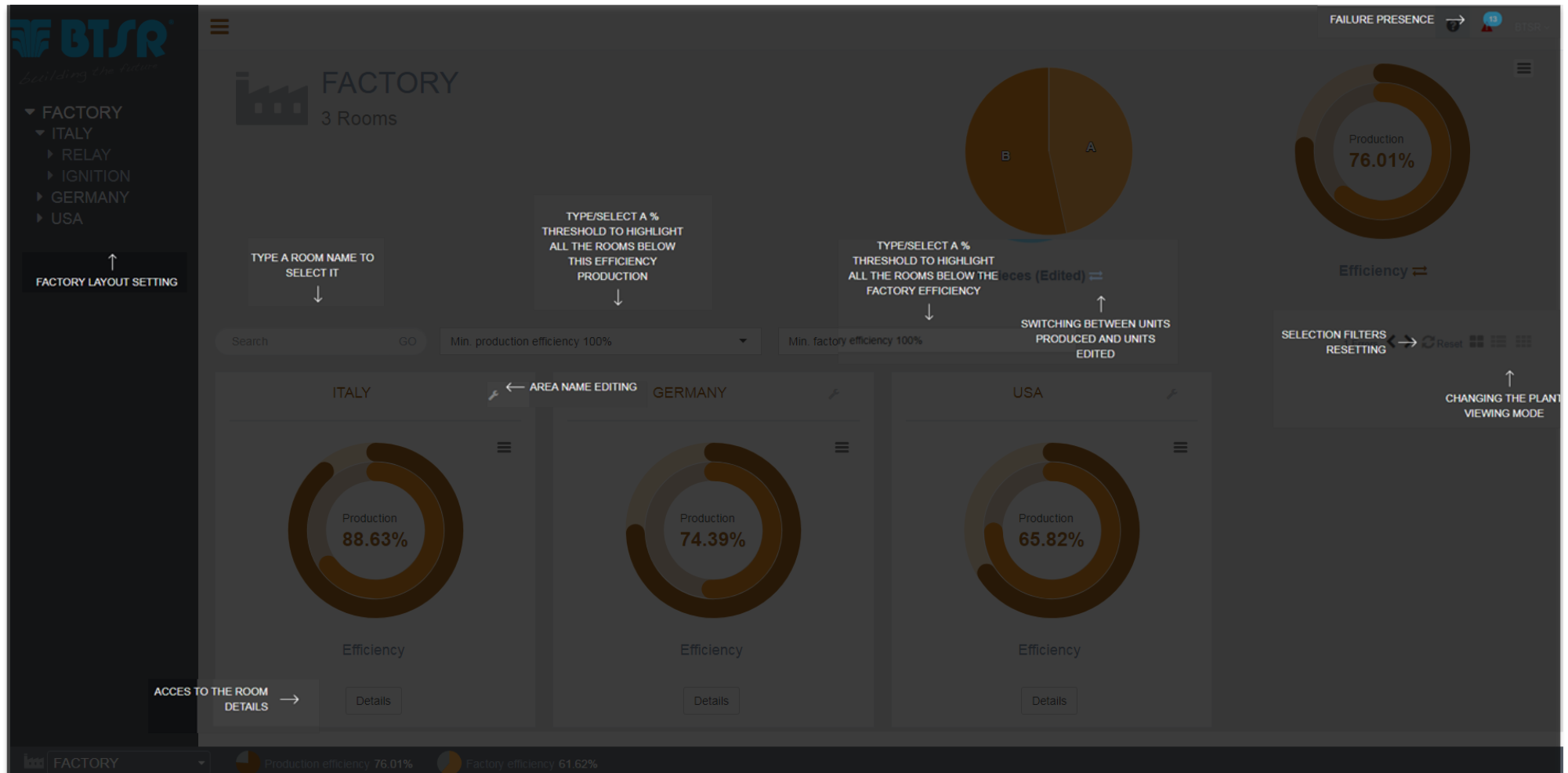
Machine layout			Machine configuration	Machine connection
ring	Position	Type		
1	1			
	2			
	3			
	4			
	5			
	6			

Configure your machines to run whenever you like.

PC-LINK WEB [®] - COIL

IT HELPS YOU

Through the HELPING WINDOW, PC-LINK WEB [®] - COIL will always help you highlighting every single features available on every single page. Click on the helping button ? A dark layer will show up.



The screenshot shows the PC-LINK WEB COIL interface with a semi-transparent help overlay. The interface includes a sidebar with navigation options (FACTORY, ITALY, RELAY, IGNITION, GERMANY, USA), a main dashboard with a 'FACTORY' header and '3 Rooms' indicator, and a grid of room efficiency charts for ITALY, GERMANY, and USA. The help overlay contains several instructions:

- FACTORY LAYOUT SETTING**: An arrow pointing up to the sidebar.
- TYPE A ROOM NAME TO SELECT IT**: An arrow pointing down to a search bar.
- TYPE/SELECT A % THRESHOLD TO HIGHLIGHT ALL THE ROOMS BELOW THIS EFFICIENCY PRODUCTION**: An arrow pointing down to a dropdown menu.
- TYPE/SELECT A % THRESHOLD TO HIGHLIGHT ALL THE ROOMS BELOW THE EFFICIENCY PRODUCTION (Edited)**: An arrow pointing down to a dropdown menu.
- SWITCHING BETWEEN UNITS PRODUCED AND UNITS EDITED**: An arrow pointing up to a toggle switch.
- SELECTION FILTERS RESETTING**: An arrow pointing left to a 'Reset' button.
- CHANGING THE PLANT VIEWING MODE**: An arrow pointing up to a view toggle.
- ACCES TO THE ROOM DETAILS**: An arrow pointing right to a 'Details' button.

The bottom status bar shows: **FACTORY** | Production efficiency 76.01% | Factory efficiency 61.62%

PC-LINK WEB [®] - COIL

CONTROL YOUR FACTORY.
EVERYWHERE.
EVERYTIME.



